

Let's visit...

Brevard Zoo!

Sensory Key



I will hear a lot of sounds at the Zoo. I can wear headphones or cover my ears if it is too loud.



I may be able to touch things at the Zoo. There may be things that I may not want to touch. I do not have to touch anything if I do not want to.



I will see a lot of things at the Zoo. Some places in the Zoo might be bright. I can wear sunglasses or cover my eyes if it is too bright.



I may be able to move my body during some activities at the Zoo. If I cannot, or do not want to move my body, I do not have to.



I will experience some smells at the Zoo. Some of the smells may be unpleasant or smelly. I can cover my nose if I don't like the smell.



Some areas and activities at the Zoo require me to follow directions and listen to detailed instructions.



When I visit
Brevard Zoo, I
will enter
through the
main gate.

At Guest Services,
my family can check
out a KultureCity
sensory bag if I
need one.

This can help me
feel more calm.



At Brevard Zoo,
there are many
animals to see.



After we get to the Zoo, we can pick the animals we want to see. Maps are available inside the Zoo to help me find the animals.






Sometimes the animals might not be visible, but that's okay! I know I can come back and see them another time.

While I am at the Zoo, I will walk along the path with my group. I will listen and follow directions. Some areas may have a lot of people. I will wait my turn to see the animals.





The Zoo has six main loops. One is called Expedition Africa.

Here, I may have the opportunity to feed the giraffes.




Lands of Change is another loop. I can feed the birds inside the aviary.

Volunteers will show me how to hold the food if I want to feed the birds.





In the Lands of Change loop, there is a habitat called the Kangaroo Walkabout. Here, I can walk the path and get close to kangaroos, emus, dingoes, and more!

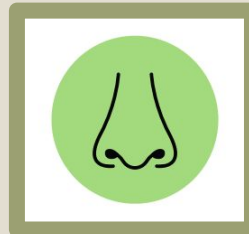




Nourish 321 is where I can eat food. There are bathrooms that I can use. I will not feed the birds and squirrels.



I can also eat at Slice and Cones if I want pizza, ice cream and snacks on the go. This is located in Paws On.




I can find the train station behind Nourish 321. This is where I will wait to ride the train.

My family can also buy train tickets here.






The Wild Florida loop is in the back of the Zoo. Some of the animals might have unpleasant smells.





I can go kayaking at the Zoo! I can kayak in the Wetlands and in Expedition Africa.

I may see animals when I kayak.



Rainforest Revealed is another loop.

I can get close to some of the animal habitats. I will remember to keep my hands and fingers away from the mesh and fencing.

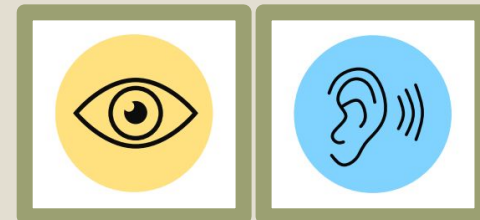





The Caribbean Trail
has a scavenger hunt!

I can look for treasures
from the clues on the
treasure chests.

I can visit Paws On. I will remember to walk in this area because it can be slippery. There are bathrooms that I can use.






I can visit the Barnyard
inside of Paws On. I can
touch the animals who
come up to me on the path.




I will wash my hands when I
finish touching the animals.






Next to the Barnyard is an aquarium. There are many marine animals in this area.

I will not put my hands in the water habitats.



I can play in the sand
at Sea Turtle Beach.






I can play in Upland Acres
and climb through the
Gopher Tortoise Inn.



Some areas in the Zoo can be loud, but that is okay!

If I am feeling overwhelmed, I can ask a staff member or a volunteer to guide me to one of the Quiet Zones.



Exceptional Nature Space



Sea Turtle Beach



I can also bring a KultureCity sensory bag with me throughout the Zoo.

Inside the bag are headphones, a lanyard and different kinds of fidgets.

When it is time to leave the Zoo, I will get my things and say goodbye to the zookeepers, Zoo staff and animals.

I will have had a great day at Brevard Zoo!



Tips for Your Trip to Brevard Zoo

1. The Zoo opens at 9:30 a.m. and closes at 5 p.m. Last admission is at 3:30 p.m.
2. The Zoo is less crowded before 11 a.m or after 3 p.m. Some days are more crowded than others.
3. Paws On opens at 10 a.m.
4. Areas of the Zoo may be closed for programs or events. Some areas may also close if they reach capacity.
5. You can purchase lettuce to feed the giraffes, nectar cups to feed the lorikeets or a seed stick to feed the cockatiels.
6. There are two sides to the aviary. The lorikeets will **probably** land on you. The lorikeets can be hungry and energetic in the morning. On the other side, the cockatiels **may** land on you.
7. If you need a wheelchair, stroller, electric conveyance vehicle or sensory bag, you can inquire about them at the ticket booth or get them at Guest Services.
8. If you need a quiet place, you can take a break in one of our Quiet Zones located at Sea Turtle Beach or the Exceptional Nature Space. You will need a staff member to escort you to the Exceptional Nature Space.
9. All service animals MUST be checked in at Guest Services.
10. We encourage you to bring your reusable water bottle. You can fill it at water fountains by the restrooms.
11. During severe weather, some animals will go off habitat and certain activities may close (Paws On, Treetop Trek and the train); these activities typically re-open 30 minutes after the weather has cleared.
12. The train has one accessible space for a wheelchair and an accessible waiting area.
13. If you have any questions about accessibility, please do not hesitate to email ashea@brevardzoo.org

Brevard Zoo Do's

1. I can feed the giraffes; the giraffes prefer not to be touched.
2. I can look at the kangaroos; my hands stay to myself.
3. I can feed the birds; I do not chase them and I will watch where I step in the aviary.
4. I can eat food at the cafe; I do not feed any of the animals near the cafe.
5. Animals may make sounds; I only make people sounds and use words.
6. If I have to wait, I will stay with my group and wait patiently.
7. Plants are pretty to look at, and I will leave them just as they are; I will not touch them.